



AEC ITALY CATALOG

2023





UPS SERIES IST 3



1:1

Power from 1kVA to 10kVA



kW = kVA

96%
Efficiency

UPS TOWER ONLINE DOUBLE CONVERSION

IST3 single-phase UPS (1-10kVA) are AEC's **double conversion online UPS** range and are **tower UPSs** with powers starting from 1kVA up to 10kVA. The UPS IST3 series adopts the most innovative IGBT technologies, ensuring efficiency up to 96% and a unitary output power factor.

The UPS are available in models with **internal batteries** or combined with **external battery cabinets** for longer runtimes. The 6kVA and 10kVA UPSs include the manual bypass disconnecter to allow correct maintenance without interrupting the output. The **USB card** is included and the product range is covered by a 3-year warranty. The UPS comply with the CEI 0-16 standard.

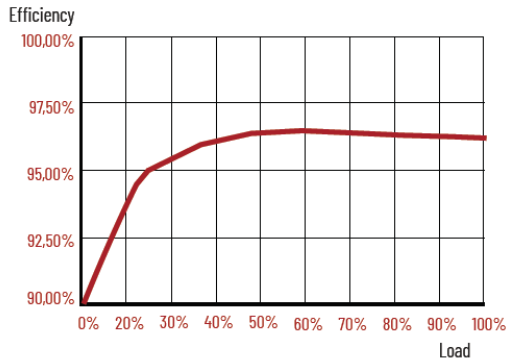
UPS ONLINE TOWER

PRINCIPALS FEATURES

EXCELLENT PERFORMANCE

- Output power factor equal to 1 for a better load capacity at the same power with lower and more convenient initial investment costs;

- Efficiency AC\AC up to 96%;



- Small size and dustproof front design with LCD display;
- Wide input tolerance, compatible with diesel generators;

- In compliance with the CEI-016 standard, the Charge reserve function allows the batteries to maintain an energy reserve to always guarantee the rearming of the coil and the restoration of full functionality of the cabin;
- Advanced DSP digital control technology for precise and speed data processing;
- Detection and warning of faults to ensure the safety of the device, also monitoring the internal temperature of the UPS;
- Intelligent fans with high efficiency cooling, multiple modes to control their speed, extend their life and improve their efficiency.



Automatic fan control

STANDARD AND COMMUNICATIONS

- Large HD screen with graphic interface and simplified display, for an improved and user-friendly user experience;



- Output 208/220/230/240 Vac, 50 / 60Hz voltage, configurable from on-site display;
- ECO mode configurable from on-site display;

- Maintenance bypass switch (6-10kVA);
- 16 \ 17 \ 18 \ 19 \ 20 battery configuration via RS232 port (6-10kVA);
- RS232 and USB communication ports; the UPS is equipped with a user manual, cable and CD for software;
- SNMP network card for remote control and monitoring (optional);
- NC \ NO dry contact card for alarms (optional).



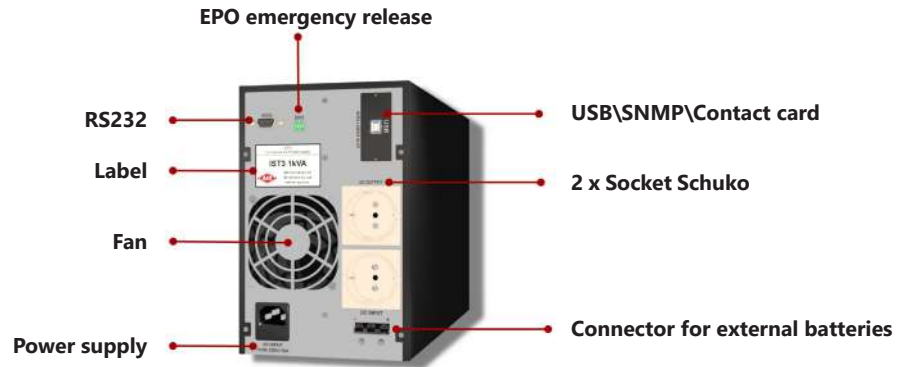
WARRANTY



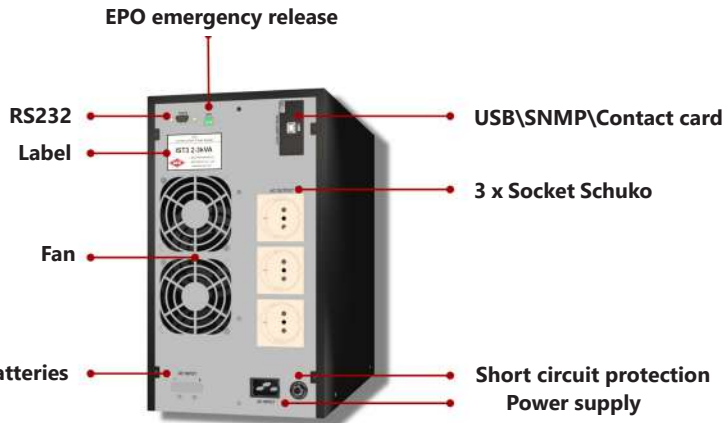
ASSISTANCE



IST3 1 KVA



IST3 2-3 KVA



IST3 6-10 KVA



IST3-L 6-10 KVA



TECHNICAL SPECIFICATIONS

MODELS	IST3-1-2X9 IST3-1-L	IST3-2-4X9 IST3-2-L	IST3-3-6X9 IST3-3-L	IST3-6-16X9 IST3-6-L	IST3-10-16X9 IST3-10-L
INPUT					
VOLTAGE (VAC)	120~295			80~275	
FREQUENCY (HZ)	50/60± 10% (50/60Hz automatic regulation)				
POWER FACTOR	≥0.99				
THDi	<5%				
OUTPUT					
POWER (WATT)	1000	2000	3000	6000	10000
MAX. AC/AC EFFICIENCY	92,00%	93,00%	94,00%	96%	
POWER FACTOR	1				
VOLTAGE (VAC)	208/220/230/240±1% (configurable from display)				
FREQUENCY (HZ)	50/60±0.2% (battery mode)				
THDi	THD < 2% (linear loads) THD < 5% (non-linear loads)			THD < 1% (linear loads) THD < 4% (non-linear loads)	
SWITCHING TIME (MS)	0				
BATTERIES					
VOLTAGE (VDC)	24 or 36	48 or 72	72 or 96	192~240	
STANDARD BATTERIES CONFIGURATIONS	2×9Ah 12V	4×9Ah 12V	6×9Ah 12V	16×9Ah 12V	16×9Ah 12V
MAX. CHARGING CURRENT (A)	1-4	1-4	1-4	1-8	
OTHER SPECIFICATIONS					
COMMUNICATIONS	RS232, EPD, USB (slot) (SNMP, RS485+ Optional dry contact Card)				
LCD DISPLAY	Voltage and Frequency input/output, Load level protected, State charge of the batteries, Temperature, UPS operation and Block/Fault				
ALLARMS	Low batteries, Abnormal Input, Overload, Block/Fault, ecc.				
PROTECTIONS	Low batteries, Overload, Short-circuit, Over-temperature, ecc.				
NOISE (DB)	<50	<55			
TEMPERATURE (°C)	-5~40				
HUMIDITY	0 ~ 95%				
DIMENSIONS (L×W×H) MM	145×360×225	190×400×330		230×502×553 / 190×422×337 (L)	
WEIGHT (KG)	9.2 or 11.6/4.5	17.7 or 22.4/8.5	22.9 or 27.6/9.2	54.5/10.9	56.2/12.5
STANDARDS AND CERTIFICATIONS	CE (Reference standards: Safety IEC EN 62040-1; EMC IEC EN 62040-2; Classification IEC EN 62040-3)				

ALL INFORMATION IS INDICATIVE, MAY BE MODIFIED BY AEC AT ANY TIME AND DOES NOT CONSTITUTE CONTRACTUAL OBLIGATIONS.

YOUTUBE VIDEO TUTORIAL



ASSISTANCE 24\7 ON ALL SOCIAL NETWORK





CONTACTS

Main office

+39 02 94158991

Mobile\WhatsApp

+39 3715547475

Web & Email

www.aecups.com

info@aecups.com

Head office address

Via Nerviano 55, 20045

Lainate, MI

Italia